

ÉLINGUES DE CÂBLE D'ACIER / WIRE ROPE SLINGS

type SPS			
Dim. Size	Charge limite/Load Limit Tonnes/Tons (2000 lb.)		
	Vertical	Étrangleur Choker	Panier Basket
1/4"	0.65	0.48	1.3
5/16"	1.0	0.74	2.0
3/8"	1.4	1.1	2.9
1/2"	2.5	1.9	5.1
5/8"	3.9	2.9	7.8
3/4"	5.6	4.1	11.0
7/8"	7.6	5.6	15.0
1"	9.8	7.2	20.0
1-1/8"	12.0	9.1	24.0
1-1/4"	15.0	11.0	30.0
1-3/8"	18.0	13.0	36.0
1-1/2"	21.0	16.0	42.0
1-3/4"	28.0	21.0	57.0
2"	37.0	28.0	73.0
2-1/4"	44.0	35.0	89.0
2-1/2"	54.0	42.0	109.0

type SPD			
Dim. Size	Charge limite/Load Limit Tonnes/Tons (2000 lb.)		
	60°	45°	30°
1/4"	1.1	0.91	0.65
5/16"	1.7	1.4	1.0
3/8"	2.5	2.0	1.4
7/16"	3.4	2.7	1.9
1/2"	4.4	3.6	2.5
9/16"	5.5	4.5	3.2
5/8"	6.8	5.5	3.9
3/4"	9.7	7.9	5.6
7/8"	13.0	11.0	7.6
1"	17.0	14.0	9.8
1-1/8"	21.0	17.0	12.0
1-1/4"	26.0	21.0	15.0
1-3/8"	31.0	25.0	18.0
1-1/2"	37.0	30.0	21.0
1-3/4"	49.0	40.0	28.0

type SPT			
Dim. Size	Charge limite/Load Limit Tonnes/Tons (2000 lb.)		
	60°	45°	30°
1/4"	1.7	1.4	0.97
5/16"	2.6	2.1	1.5
3/8"	3.7	3.0	2.2
7/16"	5.0	4.1	2.9
1/2"	6.6	5.4	3.8
9/16"	8.3	6.8	4.8
5/8"	10.0	8.3	5.9
3/4"	15.0	12.0	8.4
7/8"	20.0	16.0	11.0
1"	26.0	21.0	15.0
1-1/8"	31.0	26.0	18.0
1-1/4"	38.0	31.0	22.0
1-3/8"	46.0	38.0	27.0
1-1/2"	55.0	45.0	32.0
1-3/4"	74.0	60.0	42.0

type SPQ			
Dim. Size	Charge limite/Load Limit Tonnes/Tons (2000 lb.)		
	60°	45°	30°
1/4"	2.2	1.8	1.3
5/16"	3.5	2.8	2.0
3/8"	5.0	4.1	2.9
7/16"	6.7	5.5	3.9
1/2"	8.8	7.1	5.1
9/16"	11.0	9.0	6.4
5/8"	14.0	11.0	7.8
3/4"	19.0	16.0	11.0
7/8"	26.0	21.0	15.0
1"	34.0	28.0	20.0
1-1/8"	42.0	34.0	24.0
1-1/4"	51.0	42.0	30.0
1-3/8"	62.0	50.0	36.0
1-1/2"	73.0	60.0	42.0
1-3/4"	98.0	80.0	57.0

Triflex			
Dim. Size	Vertical	Étrangleur Choker	Panier Basket
	t	t	t
1/2"	1.7	1.3	3.4
5/8"	2.6	1.9	5.2
3/4"	3.6	2.7	7.2
7/8"	4.9	3.7	9.8
1"	6.4	4.8	12.8
1-1/8"	8.0	6.0	16.0
1-1/4"	9.9	7.4	19.8
1-1/2"	14.0	10.5	28.0
1-3/4"	19.0	14.3	38.0
2"	24.8	18.6	49.6
2-1/4"	31.2	23.4	62.4
2-1/2"	38.4	28.8	76.8
2-3/4"	46.0	34.5	92.0
3"	55.0	41.2	110.0
3-1/4"	63.4	47.6	126.8
3-1/2"	73.0	54.8	146.0
4"	95.0	71.2	190.0
4-1/2"	118.0	88.5	236.0
5"	145.0	108.7	290.0

Lam/flex				
Dim. Size	Boucle Eye	Vertical	Étrangleur Choker	Panier Basket
	po/in.	t	t	t
1/2"	8	1.3	1.0	2.6
5/8"	10	2.0	1.4	4.0
3/4"	12	3.0	2.1	6.0
7/8"	14	4.0	2.8	8.0
1"	16	5.0	3.5	10.0
1-1/4"	20	7.0	4.9	14.0
1-1/2"	24	10.0	7.0	20.0
1-3/4"	28	16.0	11.2	32.0
2"	32	20.0	14.0	40.0
2-1/4"	34	26.0	18.2	52.0
2-1/2"	36	32.0	22.4	64.0
3"	38	45.0	31.5	90.0
3-1/2"	40	61.0	42.7	122.0
4"	40	79.0	55.3	158.0
4-1/2"	45	100.0	70.0	200.0
5"	50	122.0	85.4	244.0
5-1/2"	55	147.0	102.9	294.0
6"	60	174.0	121.8	348.0
7"	70	234.0	163.8	468.0

1-Boucle/Buckle



2-Cosse/Thimble



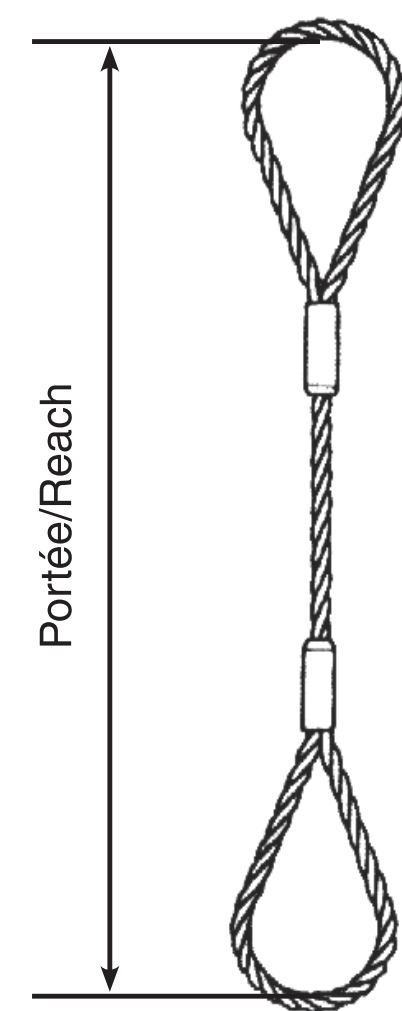
3-Crochet/Hook



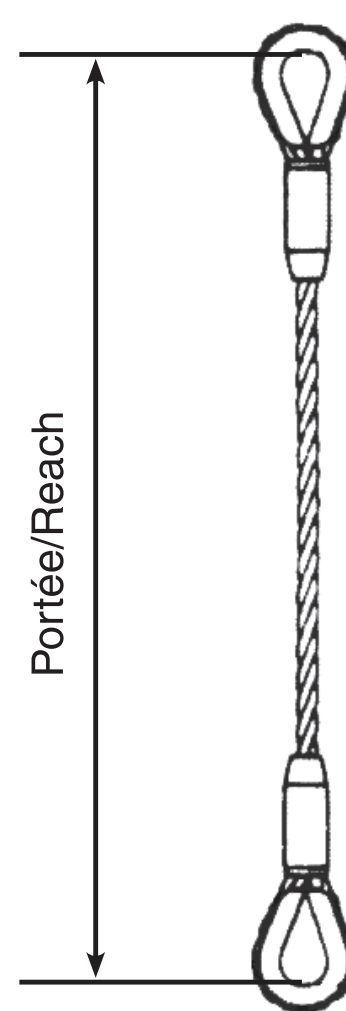
4-Manille/Shackle



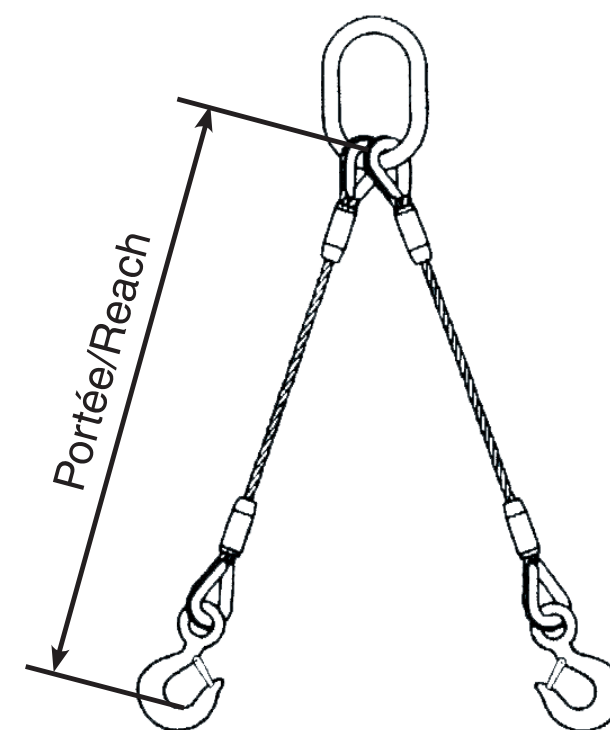
SPS-1-1



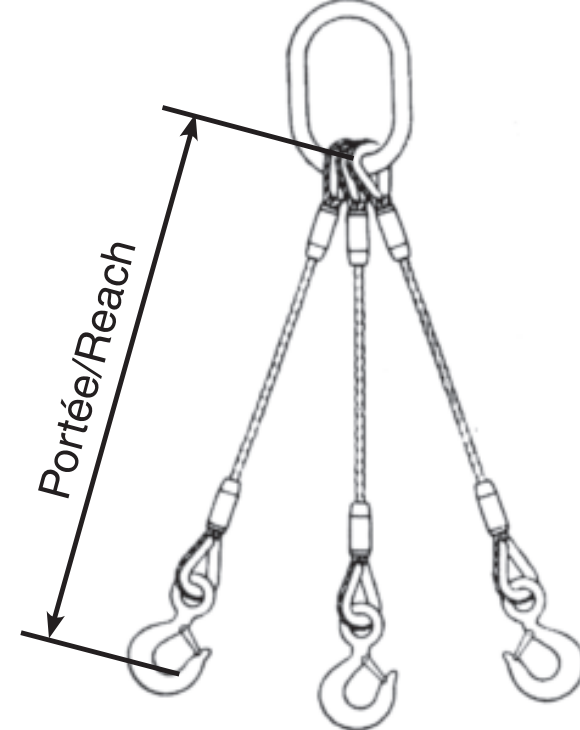
SPS-2-2



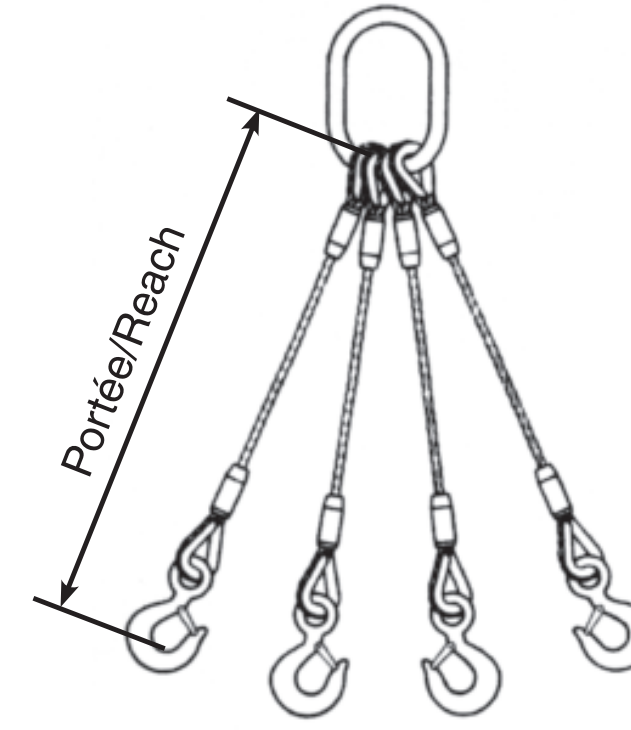
SPD



SPT




SPQ




En conformité avec ASME B30.9
In accordance with ASME B30.9

Facteur de sécurité
Safe Working Load Limit **5:1**

Lam/flex

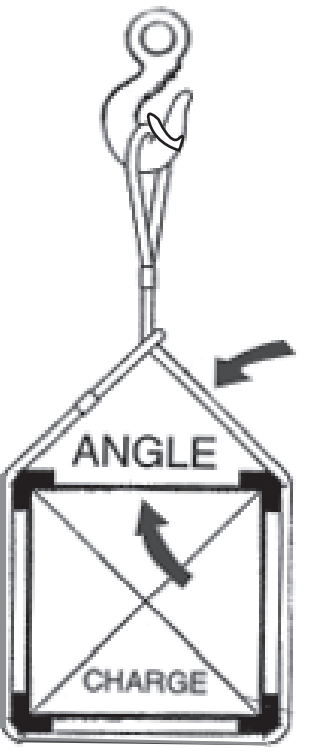


Triflex



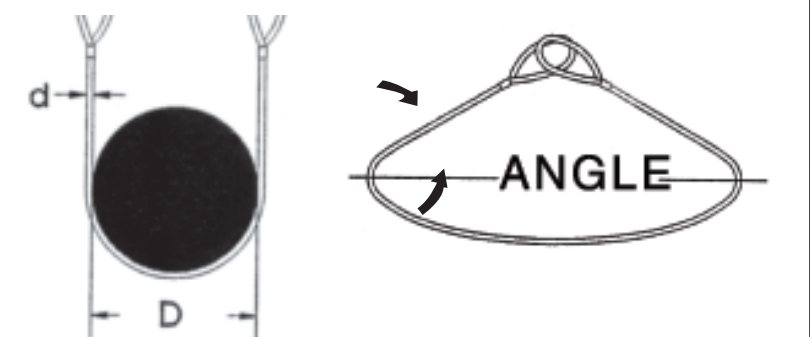
Autres dimensions disponibles sur demande.
More sizes available upon request.

Attache à étranglement Choker Hitch Sling



Une attache à étranglement maintient 75% de la capacité d'une élingue simple à attache verticale si les coins de la charge sont protégés et si l'angle horizontal est supérieur à 30 degrés.
A choker hitch sling can hold 75% of the capacity of a vertical single hitch sling if the load angles are protected and if the horizontal angle is larger than 30 degrees.

Attache en panier Basket Hitch Sling



La capacité de l'attache en panier doit être réduite quand $D/d < 25/1$ ou si l'attache n'est pas verticale.
The capacity of the basket hitch sling must be reduced when the $D/d < 25/1$ if the sling is not vertical.

Angle horizontal	Capacité (%) par rapport à une élingue simple, attache verticale. Capacity (%) compared to a vertical hitch single sling.
90	200 %
60	170 %
45	140 %
30	100 %

Défis. Solutions. Service.

www.lam-e.com

www.st-pierre.ca

Montréal

7690, rue Jarry Est
Anjou QC H1J 2M3

T 514 354-4219 / 1 800 361-4019
F 514 354 5059

Québec

1050, boul. Charest Ouest
Québec QC G1N 0A3

T 418 652-9759 / 1 800 652-9759
F 418 653-5744

Chicoutimi

1010, rue de la Rupert
Chicoutimi QC G7K 0A1

T 418 696-9759 / 1 866 696-9759
F 418 696-9752